

2014 IUPUI Graduate Alumni Survey

Summary of Results – School of Liberal Arts

June 2015

Institutional Research and Decision Support
1100 Waterway Blvd
Indianapolis, IN 46202

Anne Mitchell
Director
Survey Research and Evaluation
317-278-9230
amitch29@iupui.edu

Robbie Janik
Assistant Director
Survey Research and Evaluation
317-278-0640
rjanikii@iupui.edu

PURPOSE: To measure indicators related to current alumni employment, satisfaction with experiences at IUPUI, effectiveness of IUPUI on learning, further education, and connection to IUPUI.

METHODS: Survey administered to graduate student alumni who graduated from Fall 2011 to Spring 2014 for which the Office of Alumni Relations had up-to-date contact information. All graduates from Summer 2014 were included in the sample.

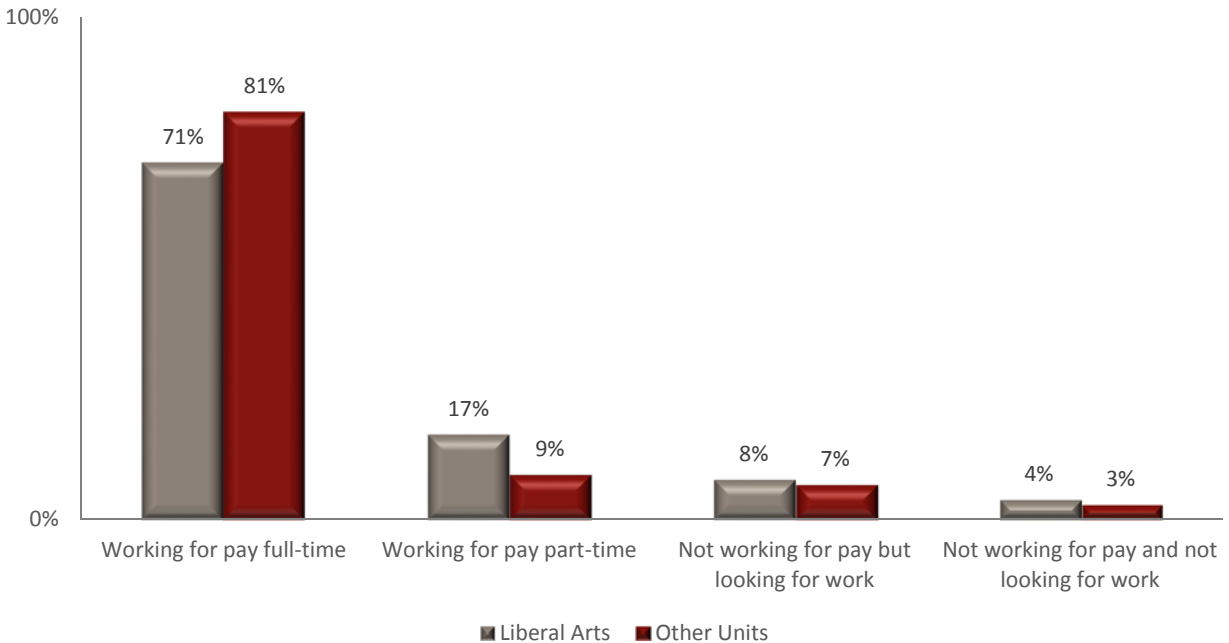
RESPONDENT CHARACTERISTICS:

	SLA Respondents	Invited from SLA	All Respondents	All Invited
<i>Female</i>	67.0%	69.1%	58.7%	57.7%
<i>Male</i>	33.0%	30.9%	41.2%	42.3%
<i>White</i>	85.1%	81.8%	69.3%	66.5%
<i>Black</i>	5.3%	5.0%	6.8%	6.3%
<i>Hispanic</i>	0.0%	2.3%	1.1%	1.8%
<i>Asian</i>	1.1%	1.8%	4.2%	5.9%
<i>Other</i>	0.0%	0.0%	0.2%	0.6%
<i>International</i>	7.4%	8.2%	16.0%	15.4%
<i>Refused</i>	0.0%	0.9%	2.4%	3.5%
N	94	220	938	5291
Response Rate	43%		19%	

- Demographics of the alumni respondents from the School of Liberal Arts are similar to those who were invited to participate.
- School of Liberal Arts respondents are more likely to be female and white compared to other units on campus.
- The School of Liberal Arts has a lower percentage of international students compared to other units.
- 22% of Liberal Arts alumni respondents also attended IUPUI for their undergraduate degree.

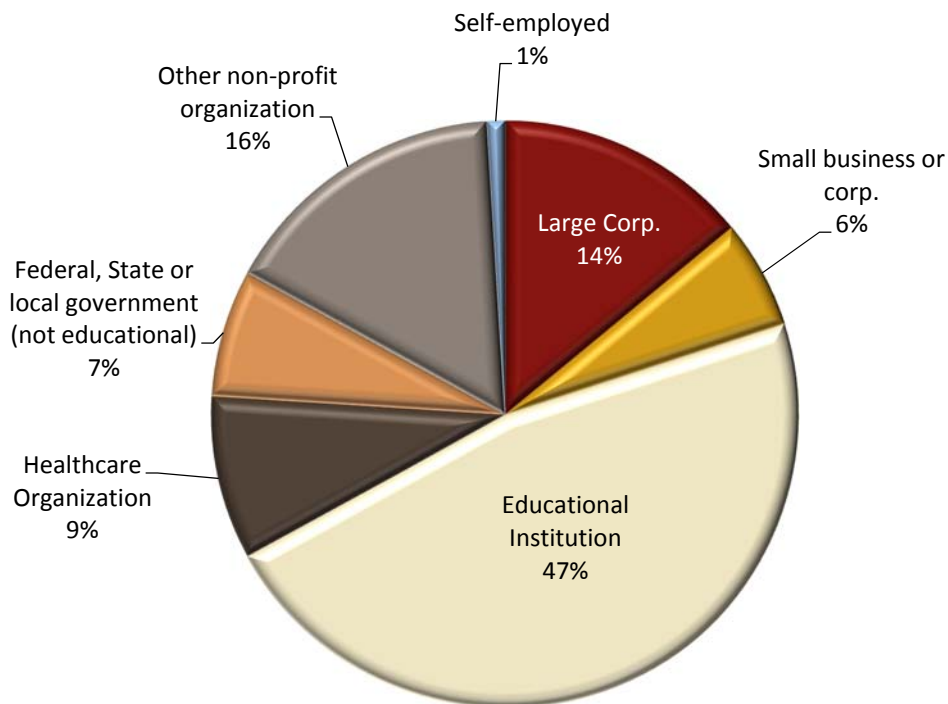
Section 1: Employment

**Figure 1:
Employment Status**



- The large majority (88%) of all Liberal Arts graduate student alumni are working either full-time or part-time.
- Compared to other units, Liberal Arts has a higher percentage of alumni who are currently working part-time.
- Over three quarters (78%) of those currently working are employed in Indiana.
- Half of all respondents report that their School of Liberal Arts education prepared them for their current job very well (50%), while slightly more than half agree that it enhanced their prospects for career advancement (52%) very well.
- The large majority believe their School of Liberal Arts education assisted them with preparation for their job and enhancing their prospects for career advancement at least somewhat at rates of 93% and 89% respectively.

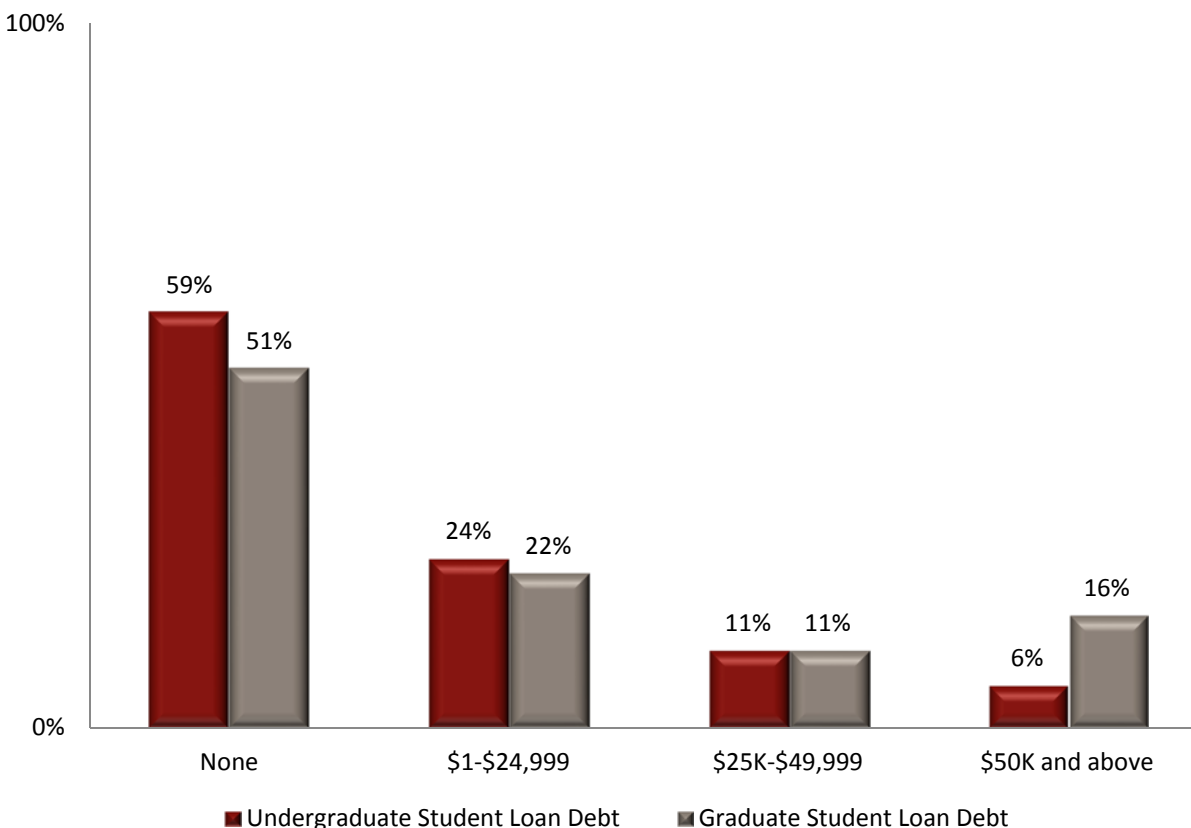
Figure 2
Type of Employer



- Nearly half (48%) of recent Liberal Arts graduate student alumni report working for an educational institution, which is much larger compared to other units (26%).
- The majority of respondents (61%) report that their current job is directly related to their major, while the large majority (91%) say it is at least somewhat related.
- The majority of graduate student alumni (70%) also agree with the statement, “The job I have is the job I want.”
- Just over half of Liberal Arts graduate student alumni respondents (53%) have an annual salary of at least \$40,000 which is less than other units where this is true for 75% of alumni. Even when you remove students who are enrolled full-time in a program leading to a degree this percentage rises to only 57% for School of Liberal Arts alumni.

Section 2: Student Loan Debt

**Figure 3:
Student Loan Debt (from all sources)**



- A larger percentage of students have student loan debt \$50,000 or more related to their graduate degree (16%) compared to those having that amount for their undergraduate student loan debt (6%).
- The 16% of graduate alumni from the School of Liberal Arts that have \$50,000 or more debt related to their graduate degree is less when compared to other units (33%) on campus.
- School of Liberal Arts alumni also have a significantly greater percentage of students with no debt related to their graduate degree (51%) than other units (31%).
- Among those with debt, roughly 20% of Liberal Arts alumni state that they are not at all confident that they will be able to pay off their student loans on time which is similar to other units on campus (21%).
- More than half (59%) of the School of Liberal Arts alumni are at least somewhat confident they will be able to pay off their student loans on time.

Section 3: IUPUI Experience

Table 1
Satisfaction with Academics, Instruction, and the Learning Environment ^a

Please indicate how satisfied you are with each of the following aspects of your IUPUI experience.	Very Dissatisfied	Dissatisfied	Satisfied	Very Satisfied	Mean
<i>Percentages</i>					
Overall quality of your academic experiences at IUPUI	1%	4%	60%	35%	3.29
Your social experiences at IUPUI	3%	15%	66%	16%	2.95
Quality of teaching by faculty in your major area	0%	13%	34%	53%	3.40
Quality of advising or mentorship	6%	19%	49%	26%	2.94
Quality of courses in your major area	1%	17%	47%	35%	3.16
Personal attention from those in your major department	1%	13%	45%	41%	3.27
Opportunities for community engagement (projects, research, exhibitions, etc.)	5%	13%	52%	30%	3.06
Opportunities to participate in faculty members' research	10%	29%	50%	11%	2.62
Opportunities to participate in personal research	2%	16%	53%	29%	3.09
Consultations about thesis, dissertation, or creative project.	3%	8%	57%	32%	3.18
General helpfulness of faculty	0%	5%	61%	34%	3.29
Tutoring and other academic support services	1%	13%	71%	15%	2.99
Use of technology in the classroom	0%	10%	62%	29%	3.19
The extent to which faculty and staff helped you become oriented to your program	2%	18%	49%	31%	3.09

^a 1 = Very Dissatisfied, 2 = Dissatisfied, 3 = Satisfied, 4 = Very Satisfied

- The large majority (95%) of Liberal Arts graduate student alumni respondents are satisfied or very satisfied with the overall quality of their academic experiences.
- The lowest satisfaction for alumni is in regards to opportunities to participate in faculty members' research. However, this was not significantly different than other units at IUPUI.
- School of Liberal Arts alumni respondents (89%) are significantly more likely than other units (78%) to be satisfied with consultations regarding a thesis, dissertation, or creative project.

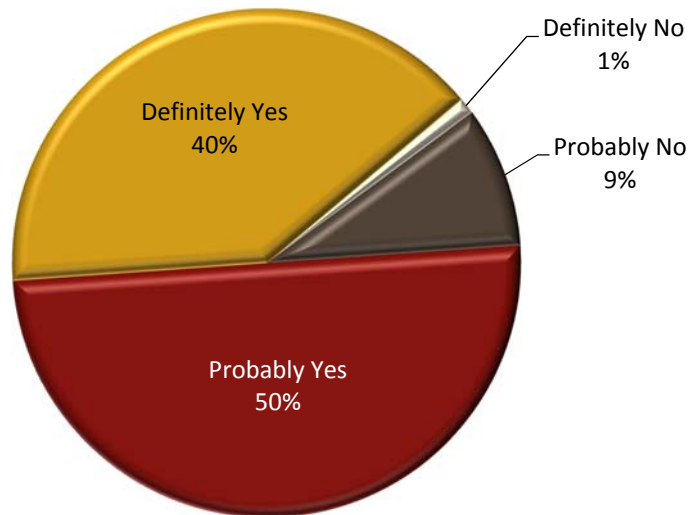
Table 2
Satisfaction with Co-Curricular Experiences and Other Services ^a

Please indicate how satisfied you are with each of the following aspects of your IUPUI experience.	Very Dissatisfied	Dissatisfied	Satisfied	Very Satisfied	Mean
	Percentages				
Opportunities to develop appreciation for diversity (outside speakers, programs, films, book discussions, etc.)	0%	11%	57%	32%	3.21
Opportunities to develop leadership skills (in class)	1%	10%	60%	29%	3.17
Opportunities to develop leadership skills (outside the classroom)	2%	16%	53%	28%	3.08
Opportunities for career development (externship, job shadowing, career workshops, internships, etc.)	11%	13%	46%	30%	2.96
Opportunities to participate in international activities on campus (participating in courses or programs with international students, using the global classroom, etc.)	2%	19%	61%	17%	2.93

^a 1 = Very Dissatisfied, 2 = Dissatisfied, 3 = Satisfied, 4 = Very Satisfied

- Overall, respondents are satisfied with the co-curricular experience at IUPUI.
- The large majority of Liberal Arts alumni (89%) are satisfied with opportunities to develop leadership skills in the classroom.

Figure 4
If You Could Start Over Again, Would You Go To IUPUI?



- The majority of Liberal Arts alumni (90%) would either probably or definitely attend IUPUI if they had an opportunity to start over again.

Table 3
Satisfaction with Assistantships & Internships/Externships ^a

Percentage who are very satisfied/ satisfied with...	Teaching Assistantship	Research Assistantship	Internship/ Externship
The extent to which it complemented your coursework	89%	100%	96%
The extent to which it corresponded to your career goals	78%	83%	94%
The extent to which it prepared you for the job market	56%	83%	83%
The extent to which you were mentored/ supervised	78%	87%	80%
N	9	23	46

^a 1 = Very Dissatisfied, 2 = Dissatisfied, 3 = Satisfied, 4 = Very Satisfied

- Respondents were asked if they completed an assistantship or internship/externship while at IUPUI. Nearly half (49%) of all Liberal Arts respondents completed an internship/externship while one-third (33%) of graduate student alumni report having an assistantship.
- Compared to other units (18%) on campus the School of Liberal Arts has significantly more graduate alumni who had an assistantship.
- Among students who did not have an assistantship, most did not desire one (66%), but there were a noticeable amount that desired an assistantship but did not receive one from their department (19%).
- The large majority of respondents are satisfied with how assistantships (87%) and internships/externships (87%) are assigned.
- Overall, School of Liberal Arts alumni are satisfied with their assistantships and internships/externships. A larger percentage of respondents who completed an internship/externship and a research assistantship report being satisfied with how it prepared them for the job market than those with a teaching assistantship.

Section 4: Impact of IUPUI on Learning.

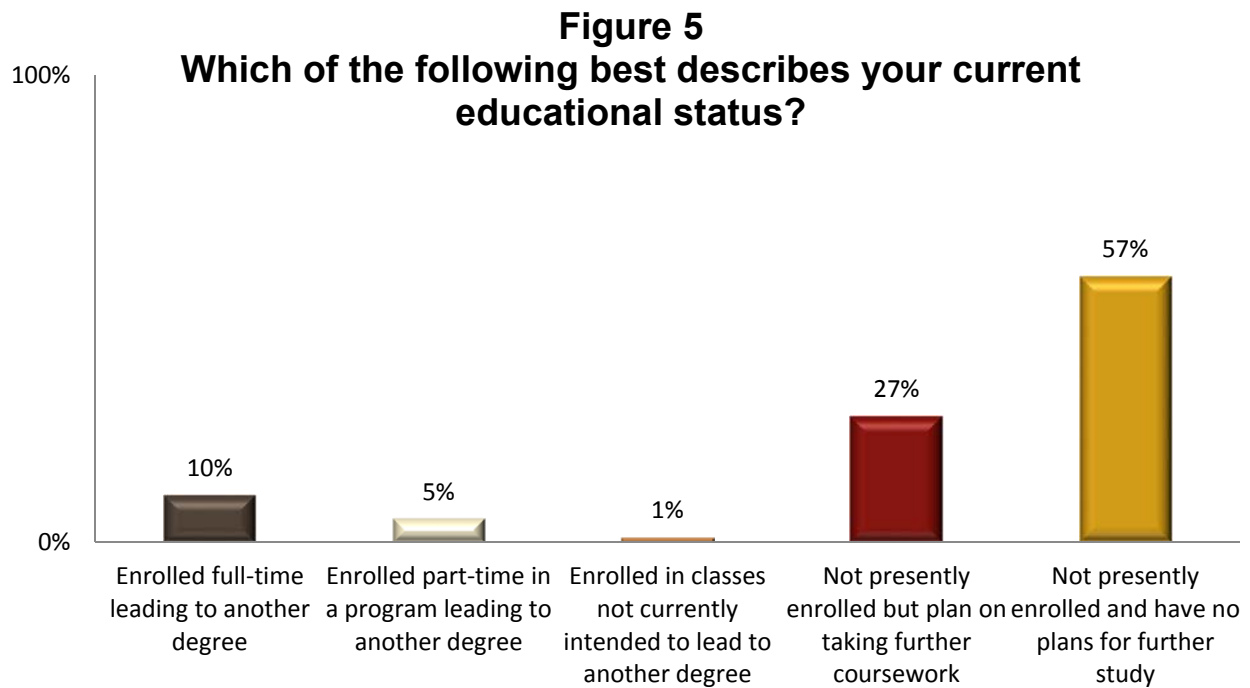
Table 4
Knowledge and Skills ^a

Please indicate your level of effectiveness in each of the following skills/abilities.	Not at all Effective	Somewhat Effective	Effective	Very Effective	Mean
	<i>Percentages</i>				
Acquiring in-depth knowledge in your discipline	0%	11%	48%	41%	3.30
Conducting original research and scholarship	1%	20%	39%	40%	3.18
Understanding research/scholarship in your discipline	2%	7%	43%	48%	3.38
Communicating effectively with others in your discipline	0%	7%	47%	46%	3.40
Communicating effectively with the general public	1%	7%	48%	44%	3.35
Thinking critically	0%	4%	31%	65%	3.60
Thinking creatively	1%	5%	34%	59%	3.52
Applying good judgement in both professional and personal situations	0%	6%	47%	47%	3.40
Solving problems in your discipline	0%	7%	53%	40%	3.34
Conducting research in an ethical manner	0%	3%	32%	65%	3.62
Behaving in an ethical way	0%	2%	30%	68%	3.66
Using the knowledge gained in college to address social issues or problems	2%	11%	36%	51%	3.35
Understanding contemporary social issues	0%	10%	37%	53%	3.43
Exercising your responsibilities as a citizen (e.g. voting, actively participating in community and political issues)	4%	13%	44%	39%	3.16
Marketing yourself effectively	13%	12%	41%	34%	2.96

^a 1 = Not at all Effective, 2 = Somewhat Effective, 3 = Effective, 4 = Very Effective

- Alumni respondents rate themselves as mostly effective on skills and abilities that are related to the principles of graduate and professional student learning (PGPLs).
- Respondents rate themselves highest on the skills/abilities of behaving in an ethical way (98%), conducting research in an ethical manner (97%), and thinking critically (96%) where the vast majority believe they are either effective or very effective.
- School of Liberal Arts graduate student alumni rate themselves lowest regarding marketing themselves effectively and conducting original research and scholarship. But they are not significantly different from other units in regards to marketing themselves.
- Liberal Arts alumni rate themselves as very effective at conducting original research and scholarship (40%) nearly double the rate of other units (21%).
- School of Liberal Arts alumni rate themselves significantly higher than other units on the items of understanding research/scholarship in their discipline as well as thinking creatively.

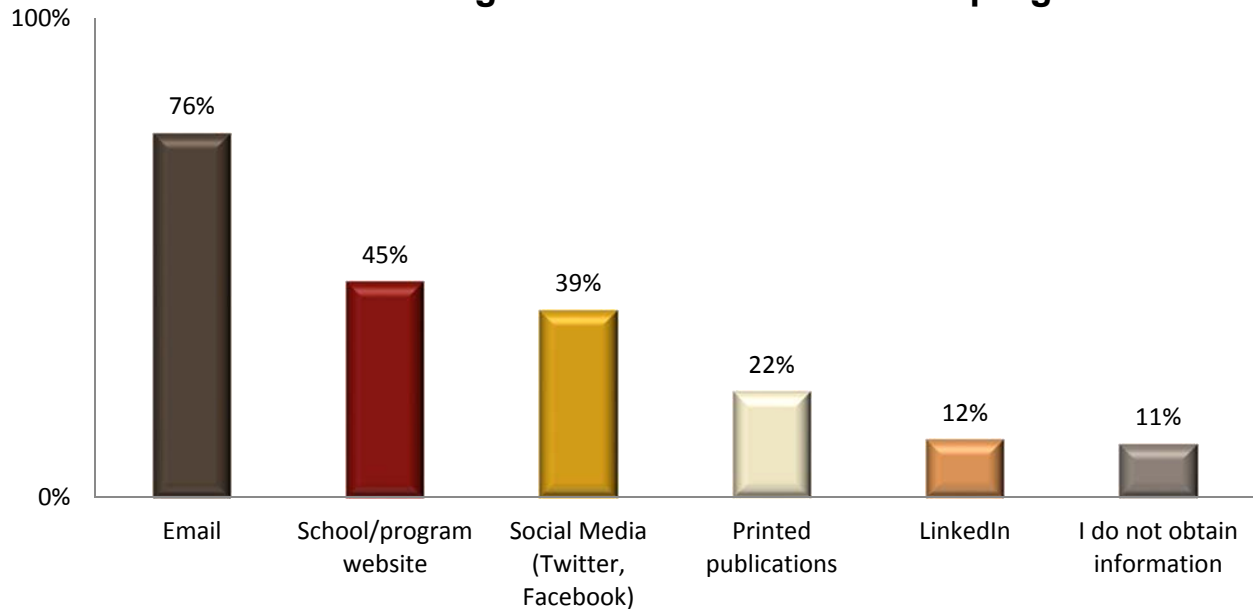
Section 5: Further Education



- The majority of graduate alumni from the School of Liberal Arts (57%) are not presently enrolled in classes and have no plans for further students.
- Of those that are currently enrolled, half (50%) are enrolled at IUPUI or IU Bloomington.
- Slightly more than one-third (36%) believe their IUPUI education prepared them very well to pursue their new degree while the majority (86%) report that it prepared them at least somewhat.
- Of those alumni who are enrolled in an institution leading to another degree, the majority (62%) were accepted to their 1st choice school and 92% were admitted to at least their 2nd choice.

Section 6: Connection with School

Figure 6
Method of obtaining information about School/program



- The large majority (89%) of graduate alumni respondents obtain information through at least one method regarding the School of Liberal Arts.
- By far the most common method of obtaining information about the School of Liberal Arts is e-mail (76%). However a noticeable amount also obtain information through the school/program website (45%) and social media (39%). It's important to note this information was obtained from a survey sent to e-mail addresses.
- One quarter of graduate student alumni (25%) report feeling a very strong connection to the School which is higher compared to other Schools on campus (16%).
- The majority of Liberal Arts alumni feel either some (32%) or very little (36%) of a connection to the School.